

# CONTENTS

---

<b>Introduction/Acknowledgments . . . . .</b>	<b>3</b>
<b>SECTION I — Slow Slurs . . . . .</b>	<b>5</b>
• Small Interval Slurs	
<b>SECTION II — Interval Studies . . . . .</b>	<b>12</b>
• Perfect Fifths	
• Perfect Fourths	
• Major Sixths	
• Minor Thirds	
• Tritones and Sevenths	
• Two Octave Harmonic Series Slurs	
• Expanding Harmonic Intervals	
<b>SECTION III — Fun with Octaves . . . . .</b>	<b>21</b>
• Expanding One Octave Slurs, at the root	
• Octave Studies — Chromatically descending	
• Octaves, ascending and descending chromatically	
• Diatonic Octave Studies, Around the Circle of Fourths	
• Double Octave	
• Expanding Slurs One octave	
<b>SECTION IV — Expanding Range and Increasing Speed . . . . .</b>	<b>30</b>
• Expanding Slurs — one octave	
• Expanding Slurs — two octaves	
• Expanding Slurs — two octaves and a third	
• Developing the Lip Trill	
• Advanced Lip Slurs	
• Advanced Lip Drill and Ear Trainer	

# I. Slow Slurs

**Listen for a smooth connection**

♩ = 66

Breathe

CC Tuba - begin here

Breathe

Breathe

BB<sup>b</sup> Tuba - begin here

Breathe

Breathe

Breathe

Breathe

Breathe

**Play with a smooth connection**

♩ = 66

CC Tuba - begin here

**Blow all the way through**

♩ = 72

CC Tuba - b

www.hickeys.com



**HICKEY'S  
MUSIC CENTER**

104 Adams Street • Ithaca, NY 14850  
607.272.8262 • 1.800.HICKEYS (1.800.442.5397)  
www.hickeys.com

**Blow through as if you are playing a solid sounding whole note**

$\text{♩} = 80$

CC Tuba - begin here

BB♭ Tuba - begin here

[www.hickeys.com](http://www.hickeys.com)



**HICKEY'S  
MUSIC CENTER**




104 Adams Street • Ithaca, NY 14850  
607.272.8262 • 1.800.HICKEYS (1.800.442.5397)  
[www.hickeys.com](http://www.hickeys.com)

## II. Interval Studies

### Perfect fifths

Begin with the open bugle and continue down chromatically through all valve combinations

**Maintain a full sound throughout your range**



**HICKEY'S  
MUSIC CENTER**

104 Adams Street • Ithaca, NY 14850  
607.272.8262 • 1.800.HICKEYS (1.800.442.5397)  
www.hickeys.com

Key of B $\flat$

Two staves of musical notation in the bass clef, key of B $\flat$ . The first staff contains two measures of music, and the second staff contains two measures. The notation includes eighth and sixteenth notes, rests, and dynamic markings such as accents (>) and slurs.

Key of E $\flat$

Two staves of musical notation in the bass clef, key of E $\flat$ . The first staff contains two measures, and the second staff contains two measures. The notation includes eighth and sixteenth notes, rests, and dynamic markings.

Key of A $\flat$

Two staves of musical notation in the bass clef, key of A $\flat$ . The first staff contains two measures, and the second staff contains two measures. The notation includes eighth and sixteenth notes, rests, and dynamic markings.

Key of D $\flat$

Two staves of musical notation in the bass clef, key of D $\flat$ . The first staff contains two measures, and the second staff contains two measures. The notation includes eighth and sixteenth notes, rests, and dynamic markings.

Key of C $\sharp$  (enharmonic to D $\flat$ )

Two staves of musical notation in the bass clef, key of C $\sharp$  (enharmonic to D $\flat$ ). The first staff contains two measures, and the second staff contains two measures. The notation includes eighth and sixteenth notes, rests, and dynamic markings.

www.hickeys.com



**HICKEY'S**  
**MUSIC CENTER**

104 Adams Street • Ithaca, NY 14850  
607.272.8262 • 1.800.HICKEYS (1.800.442.5397)  
www.hickeys.com

# IV. Expanding Range and Increasing Speed

## Expanding slurs - one octave

Six staves of musical notation in 4/4 time, each showing a slur that expands by one octave. The first staff starts with a slur over four eighth notes (G2, A2, B2, C3) and ends with a slur over four eighth notes (G3, A3, B3, C4). The second staff starts with a slur over four eighth notes (F2, G2, A2, B2) and ends with a slur over four eighth notes (F3, G3, A3, B3). The third staff starts with a slur over four eighth notes (E2, F2, G2, A2) and ends with a slur over four eighth notes (E3, F3, G3, A3). The fourth staff starts with a slur over four eighth notes (D2, E2, F2, G2) and ends with a slur over four eighth notes (D3, E3, F3, G3). The fifth staff starts with a slur over four eighth notes (C2, D2, E2, F2) and ends with a slur over four eighth notes (C3, D3, E3, F3). The sixth staff starts with a slur over four eighth notes (B1, C2, D2, E2) and ends with a slur over four eighth notes (B2, C3, D3, E3). A large watermark 'www.hickeys.com' is overlaid diagonally across the staves.

## Expanding slurs - two octaves

Two staves of musical notation in 4/4 time, each showing a slur that expands by two octaves. The first staff starts with a slur over four eighth notes (G1, A1, B1, C2) and ends with a slur over four eighth notes (G3, A3, B3, C4). The second staff starts with a slur over four eighth notes (F1, G1, A1, B1) and ends with a slur over four eighth notes (F3, G3, A3, B3).



**HICKEY'S  
MUSIC CENTER**

104 Adams Street • Ithaca, NY 14850  
607.272.8262 • 1.800.HICKEYS (1.800.442.5397)  
www.hickeys.com

## Developing the Lip Trill

Once you have developed an ease of playing lip slurs using different intervals, you'll develop more fluidity and flexibility for doing lip trills. As with each of the lip slur exercises, begin slowly and speed up over time. You will need to develop firm corners and a relaxed center of the embouchure in order to execute properly and with ease.

Key of C

(Lip trill)  
tr

Key of B

Lip trill

Key of B<sup>b</sup>

tr



**HICKEY'S**  
**MUSIC CENTER**

104 Adams Street • Ithaca, NY 14850  
607.272.8262 • 1.800.HICKEYS (1.800.442.5397)  
[www.hickeys.com](http://www.hickeys.com)