

Fun Zone Getting Directions

1. **Composer Quest** You have found directions to Wolfgang Amadeus Mozart's house on the Internet. Trace your route on the map by following the directions below.



- Begin at the **Vienna Inn**.
- Go **N** through the **Town Square**.
- Continue **N** to **First Ending Lake**.
- Go **W** to **IV Chord Park**.
- Go **S** to **Second Ending Lake**.
- Go **E** to the **Eine Kleine Music Shoppe**.
- Go **N** to the **Fine** at **Mozart's House**.

2. **D. C.** means repeat from the

beginning
previous measure
(circle one)

3. **Fine** means

beginning
end


4. **D. C. al Fine** is a(n)

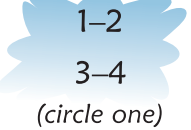
French
Italian term.

5. When you play the 2nd ending, you
the 1st ending.

repeat
skip

More About the Chromatic Scale

1. Finger  is used to play each black key in the chromatic scale.
(circle one)

2. Fingers  are used to play the white keys in the chromatic scale.
(circle one)

3. *Adagio* means .
(circle one)

4. On the blank lines above the notes, write the fingering for the RH chromatic scale *going up*. Then play.



5. On the blank lines below the notes, write the fingering for the LH chromatic scale *going down*. Then play.




6. **Now Hear This:** Circle the pattern that your teacher plays.*



or



or



or





Learning Link

The **Painted Desert** in Arizona covers an area of 93,533 acres that stretches southeast from the Grand Canyon to the Petrified Forest National Park. The desert derives its name from the multicolored rocks that cover the park. Various combinations of minerals and decayed matter contribute to the many colors seen throughout the region.



***Note to Teacher:** Play one pattern from each exercise.

1. **Now Play This:** Play and count aloud.

1600-1750

a. *f*

1750-1820

b. *mf*

1790-1910

c. *p*

1910-present

2. **Now Hear This:** Circle the pattern that your teacher plays.*

a. *or*

b. *or*

c. *or*

3. Using these rhythms, play **I**, **IV** and **V⁷** in D by reading the chord symbols.

Starting Chord

a. RH *I IV I V⁷ I*

b. LH *I IV V⁷ I*

*Note to Teacher: Play one pattern from each exercise.