

Progress Chart



	Page	CD Track	Writing Bk.
Friends at the Piano	4		
Roll Call	5	1	

UNIT 1 Introduction to the Piano 6–15

*seating position, sounds—soft, loud, long, short
round hand shape*

The “I’m Great” Pose	6		4
Sounds on the Piano	8		6
Will You Play?	10	2	7
Stone on the Mountain	12	3	
The Name Game	14		
Tiger, Tiger	15		



(date completed)

UNIT 2 Steady Beat on White Keys 16–21

*finger numbers, firm fingertips, steady beat
going lower and higher, repeated notes*

Left Hand and Right Hand	16		8
This Old Man		4	
Cookie Dough	17	5	
Dallas Dips L.H. Donuts	18		10
Dallas Dips R.H. Donuts	19	6	11
Twinkle, Twinkle Little Star	20	7	
What’s in the Honey Pot? (Writing Book)		8	12



(date completed)

UNIT 3 Introduction to the Black Keys 22–29

*imitating rhythms, exploring the arm, graceful wrists,
2-black-key songs across the keyboard*

	Page	CD Track	Writing Bk.
Black-Key Groups	22		
Monster Bus Driver	23	9	14
Wrist, Forearm, Fingertips	24	10	
Mitsy’s Cat Back	25	11	16
L.H. Rainbows	26	12	
R.H. Rainbows	27	13	
Kangaroo Show	28	14	17
Katie Scores!	29	15	



(date completed)

UNIT 4 Forte and Piano 30–35

*f and p, singing and shaping the major scale,
3-black-key songs using the keyboard range*

Tigers at My Door	30	16	18
Wendy the Whale	32	17	20
Magic Tree House	34	18	21



(date completed)

UNIT 5 The Quarter Note 36–45

songs with quarter notes, C D E keys

Quarter Note = 1 Beat	36		
Dancing Feet	37		
Buckle My Shoe (Writing Book)		19	22
Cuckoo Clock	38	20	
Dinosaur Music Night	40	21	24
Paw Prints	42		26
Wabbit the Rabbit	43		27
Little Lost Kitty	44	22	28



(date completed)

UNIT 6 The Half Note 46–55

songs with quarter notes and half notes, bass and treble clefs

Half Note = 2 Beats	46		
Band Practice!	47		
Turkey Talk (Writing Book)		23	30
Monsieur Mouse	48	24	
Mouse Rhythms (Writing Book)		25	32
Raccoon’s Lullaby	50	26	34
Bass Clef	52		36
Treble Clef	53		27
Mary’s Rockin’ Pets	54	28	38



(date completed)

UNIT 7 The Whole Note 56–61

songs with quarter notes, half notes, and whole notes

Whole Note = 4 Beats	56		40
Train Rhythms	57	29	41
Old Pig-Donald	58		30
I Feel Rhythm (Writing Book)		31	42
Shepherd, Count Your Sheep	60	32	44



(date completed)

UNIT 8 The Music Alphabet—A B C D E F G 62–75

white-key names, songs using F G A B, thumb position

The Music Alphabet	62	33	46
Cookie’s Journey Up the Mountain	63	34	47
Jungle Wedding	64	35	
Rockin’ on C and F		36	
Riding the Escalator	66	37	
Hangin’ on a Fence Post (Writing Book)		38	48
Sneaky Thumb	68		
Birthday Train	69	39	
Wish I Were a Fish	70	40	
Boa Constrictor (Writing Book)		41	50
Oh! I Love Snack Time	72	42	
If You’re Happy	74	43	



(date completed)

UNIT 9 The C 5-Finger Scale 76–85

the measure, songs using the C 5-finger scale

My L.H. C Scale	76	44	52
My R.H. C Scale	77		53
The Measure	78		54
Katie’s Dog Tucker	79	45	55
Bed on a Boat	80	46	56
Eensie Weensie Spider	82	47	58
Graduation Party	84	48	60



(date completed)

UNIT 10 Staff Preparation 86–88

staff activities to prepare for Book B

The Grand Staff	86		62
Grand Staff Games	87		
Certificate	88		



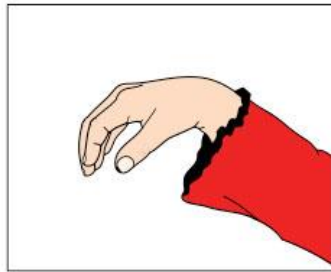
(date completed)

Stone on the Mountain

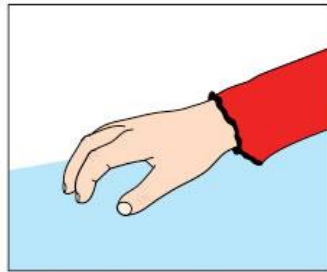
3

Technique: Arm Weight and Round Hand Shape

1. Pretend you have beautiful round stones in your hands. Katie's stone is red. What color is your stone?
2. Learn the words and do the motions for this song with your teacher. Can you chant with the voices on the CD?
3. Your teacher will demonstrate one of the pictures. Point to the one that matches. Then you be the teacher!



Stone on the mountain



falls to the ground.
(Let the weight of your arm drop freely into your lap.)

Wendy the Whale

17

Playing L.H. Fingers 2-3-4



Note: The teacher may pedal as the student plays.

Start on a MIDDLE 3-black-key group.

L.H. 2 2 2
f

Wen - dy the whale

play together

2
3
4

Move DOWN to next lower group.

2 2 2
moves her big tail

2
3
4

2 2 2

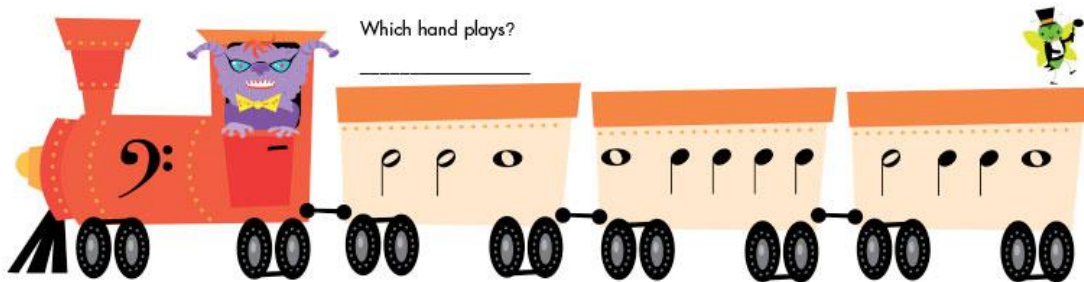
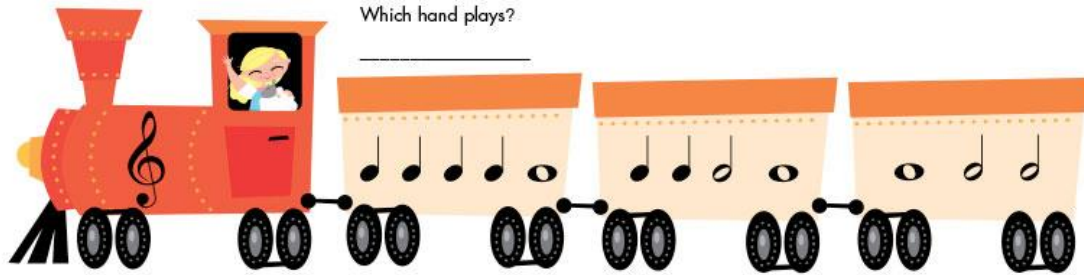
deep, down, and low.

2
3
4

Train Rhythms

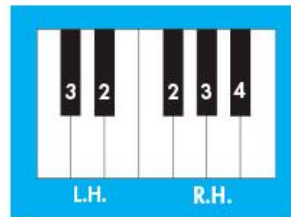
Tracking the Beat

1. Use a 3-1 donut and play each "train rhythm" on C, then D, then E. Count aloud!
2. Your teacher will play a box from each train on C, D, or E. Point to the rhythm you hear and name the key. Then you be the teacher!



Old Pig-Donald

Black-Key Song with Whole Notes



R.H.
2
Old Pig - Don - ald had a song,
Played his key - board all day long,
f

L.H.
3 2 3
E - I - E - I - O! (2 - 3 - 4) : repeat!

Teacher Duet: (Student plays HIGHER on the keyboard.)



R.H.
L.H.
mf *p*