


Overview of New Materials in Lesson Book 1B

Notes Introduced


Pages: 11 24 22 24

Pages: 26 27 27 38

The image shows a grand staff with two staves. The upper staff has four whole notes on the lines G, A, B, and C. The lower staff has four whole notes on the lines G, F, E, and D. The notes are arranged in pairs across the two staves.






Musical Terms and Symbols

- tie
- legato
- slur
- staccato
- melodic and harmonic intervals of a 2nd, 3rd, 4th, 5th
- *rit.*
- phrase
- *8va*
- fermata 
- half step
- sharp #
- incomplete measure
- flat \flat

Technique Principles

- Playing hands together (*pages 9, 11, 13, 39, 40*)
- Legato
- Staccato

Rhythm Patterns Introduced

1. $\frac{4}{4}$  || (*Page 17*)
2. $\frac{3}{4}$  || (*Page 21*)
3. $\frac{4}{4}$  || (*Page 38*)



Rhythm Review



Count: 1 - 2 3 - 4 1 2 3 - 4

Tap and count the rhythm.

Walk to School

Moderate and steady

f When I walk to school, I meet friends who go there, too.

3 2 1

skipping up

1

5

p We walk down the street, mak - ing rhy - thms with our feet.

5

9

1 2 3 - 4, walk some more. *f* 5 6 7 - 8, can't be late!

2 2

skipping down

Duet: Student plays one octave higher.

Moderate and steady

CD 5/6 GM 3

RH LH *mf* *pp* *mf*

5 9

New Notes B and D

2nds up and down
from Treble C

down a 2nd up a 2nd

MIDDLE TREBLE

C B C D

B C D

Line 3 Line 4

Sight-Reading

Play and say the note names as quickly as you can, 3 times each day. Use the correct fingering.

1. 1

2. 2

3. 3

4. 3



Picnic Ants

Like a march

mf Pic - nic blan - ket on the ground— it's the best spot in town till the ants be -

1

gin to roam. Let's go home! *gradually louder* *f*

Duet: Student plays one octave higher.

RH LH

mp

6

mf *p* *mf*

Incomplete Measure

Some pieces of music begin and end with an **incomplete measure**.

- The first and last measures have fewer beats than shown by the time signature.
- The combined beats of both measures equal one full measure.
- The first note is called an *upbeat* or *pick-up* note.

incomplete measure incomplete measure

upbeat

Count: 3 1 2 3 1 - 2



I Asked My Mother

CD 57/58 GM 29

With humor

2 2 Move 2

f I asked my moth- er for fif - ty cents, to see the

1 1/2

6

2 3 5 LH over 5 3 LH over

el - e - phant jump the fence. He jumped so high that he touched the

1/3

12

5 2 Move 3 1 8va

sky, and nev - er came back till the end of Ju - ly.

1/3 1/2


↑ Press damper pedal and hold to end.



Closer Look

Write the counts below the first line of music in *I Asked My Mother*.

It's a Brand-New Day!



With energy

f It's a brand - new day; shout, "Hip, hip, hoo - ray!"

1 2 3 LH over

5

I can play both sharps and flats; they're no mys - ter - y.

5 4 3 2

1 1

Duet: Student plays one octave higher.

With energy

CD 71/72
GM 36

RH
LH
mf

5 3 2 4. 2 1 5

9

13 4. 1 17

21 2 5-1

9

When I play so well, ev- 'ry - one can tell,

5 2

LH over

13

I could play all night and day. It's plain to see I'm here to stay, f yes

5 3 5 3

LH over

17

mu - sic is the thing for me.

5 4

LH over

21

It's a brand-new day

5 4 4 3 3

Move 8va

Press damper pedal and hold to end.



Closer Look

Find and name 3 different flats in It's a Brand-New Day. _____

Find and name 2 sharps. _____