

ted nash's studies in for tenor and alto saxophone high harmonics

Contents

	PAGE
INTRODUCTION	2
PREFACE	2
INSTRUCTIONS ON CHART READING	3
FINGER CHART FOR TENOR SAXOPHONE	4
FINGER CHART FOR ALTO SAXOPHONE	6
EXERCISES FOR DEVELOPING CONTROL AND FLEXIBILITY	8
EXERCISES USING MODERN CHORD CHANGES	12
CHORUS PATTERNS	14
 IMPROVISED SOLOS	
ALL OR NOTHING AT ALL	17
I'LL REMEMBER APRIL	20
LEAP FROG	16
SALT PEANUTS	21
UNDECIDED	19
WICK'S KICKS	22

ISBN 978-0-634-08266-4

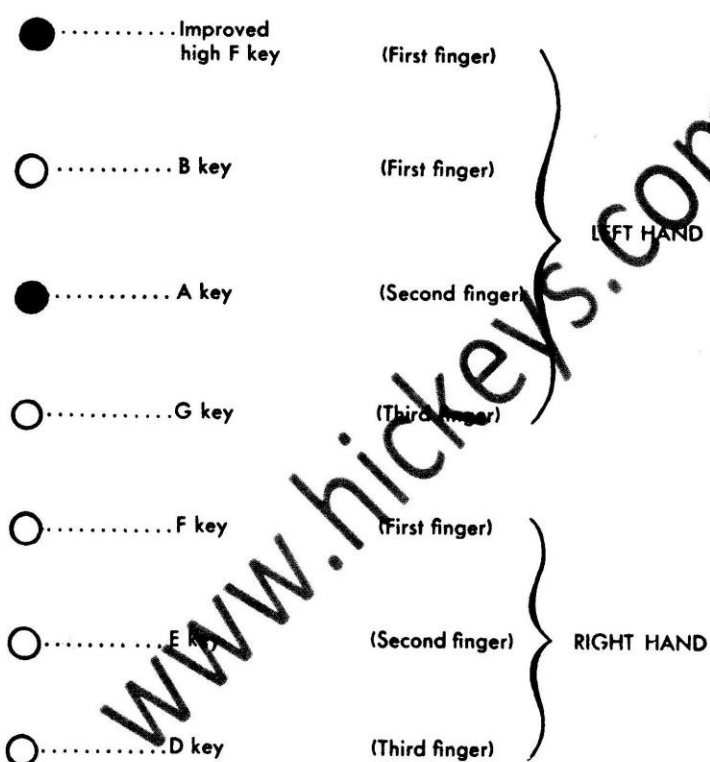


Copyright © 1946 UNIVERSAL MUSIC CORP.
Copyright Renewed
All Rights Reserved Used by Permission

For all works contained herein:
Unauthorized copying, arranging, adapting, recording or public performance is an infringement of copyright.
Infringers are liable under the law.

INSTRUCTIONS ON CHART READING

This diagram will show you how each key is represented on the charts.



The white circles mean that the key is left open and the black circles mean that the key is closed. The above example, for instance, indicates high F on the saxophone. All additional side fingerings will be noted in each case. The octave key is not indicated since it remains open throughout the whole harmonic scale.

FINGER CHART FOR TENOR SAXOPHONE


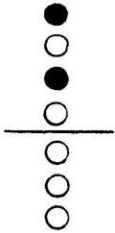
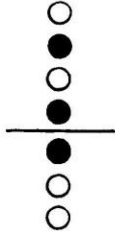

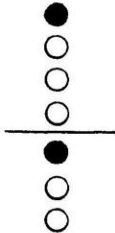










	THE FINGERINGS I USE	ALTERNATES
<p>F# or Gb</p>	<p>Side Bb</p>	<p>Bb Key</p>
<p>G</p>		<p>If this one feels flat open up the side Bb key on your right hand, still keeping the improved high F key closed.</p> <p>Side F#</p>
<p>G# or Ab</p>		<p>Open the side F# on your right hand you need to be sharp.</p>
<p>A</p>		
<p>A# or Bb</p>		



**HICKEY'S
MUSIC CENTER**

104 Adams Street · Ithaca, NY 14850
607.272.8262 · 1.800.HICKEYS (1.800.442.5397)
www.hickeys.com

FINGER CHART FOR ALTO SAXOPHONE

<p>F# or Gb</p> 	<p>Side Bb</p> 	
<p>G</p> 	<p>Side Bb</p> 	<p>Side F#</p> 
<p>G# or Ab</p> 	<p>Side Bb</p> 	
<p>A</p> 		
<p>A# or</p> 		




**HICKEY'S
MUSIC CENTER**

104 Adams Street · Ithaca, NY 14850
607.272.8262 · 1.800.HICKEYS (1.800.442.5397)
www.hickeys.com

EXERCISES FOR DEVELOPING CONTROL AND FLEXIBILITY

Repeat this exercise going up a half tone each time.



Play each of the following exercises twice. Tongue each note the first time. Slur each note the second time.

In order to make these exercises easier to read, I've cued in the lower octave throughout the whole chapter.



**HICKEY'S
MUSIC CENTER**

104 Adams Street • Ithaca, NY 14850
607.272.8262 • 1.800.HICKEYS (1.800.442.5397)
www.hickeys.com

9th CHORDS

Three staves of musical notation in treble clef, showing a sequence of 9th chords. The first staff starts with a G major 9th chord and moves through various chromatic alterations. The second staff continues the sequence with more chromatic changes. The third staff concludes the exercise with a final chord and a fermata.

EXERCISES USING MODERN CHORD CHANGES

A series of seven staves of musical notation in treble clef, each starting with a '1' indicating the first measure. The exercises consist of melodic lines with various chord changes indicated by sharp and flat symbols above the notes. A large, diagonal watermark 'www.hickeys.com' is overlaid across the middle of these staves.



**HICKEY'S
MUSIC CENTER**

104 Adams Street · Ithaca, NY 14850
607.272.8262 · 1.800.HICKEYS (1.800.442.5397)
www.hickeys.com

I'LL REMEMBER APRIL

Words and Music by PAT JOHNSON,
DON RAYE and GENE DE PAUL

The musical score is written on ten staves. The first staff contains the vocal melody, starting with a treble clef and a key signature of one flat. The subsequent staves provide accompaniment, featuring various rhythmic patterns, triplets, and chordal textures. A large, diagonal watermark reading 'www.hickeys.com' is overlaid across the middle of the score.



HICKEY'S MUSIC CENTER

104 Adams Street · Ithaca, NY 14850
607.272.8262 · 1.800.HICKEYS (1.800.442.5397)
www.hickeys.com