

Moving on, simple melodic exercises use a limited range of notes, including passing tones, to reinforce recognition:

14.

Short etudes begin with stepwise motion...

33.

...and then carefully add more leaps:

34a.

41.

Harder material tests knowledge of tenor clef...

67.

Special sections focus on B-flat treble clef...


...and on transposing bass clef as tenor clef down an octave:

Alto clef is introduced using the same Guidepost system. This etude has added flats and sharps to the Guidepost notes:

4.

Etudes also serve as good musical character studies. Many have commentary:

This should be played very tenderly and sweetly. Adopt a leisurely manner and feel free to stretch the time. A few low notes are presented here for the first time. Think them over carefully before beginning.

28. 

Final etudes alternate between all three clefs:

40. 

Available From:

Order Number: ENS074

If not available locally, please contact Ensemble Publications for the name of a dealer near you.

Ensemble Publications
P.O. Box 32
Ithaca, NY 14851-0032
Web: www.enspub.com
E-Mail: enspub@aol.com

Ensemble Publications Announces

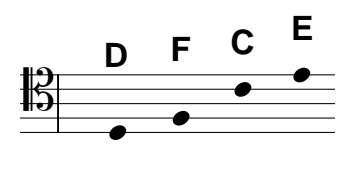
A New Way to Teach or Learn Clefs

Introductory Studies in Tenor & Alto Clefs “Before Blazhevich”


Why another book of clef studies?

This new approach helps students learn to actually read tenor and alto clef directly, and not as a transposition, through rote learning or other shortcuts. Subtitled “Before Blazhevich,” this book is intended to help teach students how to read tenor and alto clef using a “Guidepost” method, whereby a few principal notes are learned, and then accidentals and adjacent notes are added until the entire clef is mastered. Unlike other introductory clef study books, this book discourages students from learning pieces by rote or “by ear,” by using unfamiliar exercises, some with unexpected turns, and original (albeit tonal) etudes. While at times offering additional pedagogical advice, the book stays focused on teaching clef reading. There are 75 exercises on tenor clef, 36 on alto clef and six final etudes that incorporate all three. Additional special sections are devoted to reading B-flat treble clef and bass clef transposed as tenor clef down an octave. 56 pages.

How?

 **Begin with “Guidepost Notes” – notes easily spotted that allow for automatic recognition. Then progress to complete musical etudes.**

Here’s an example etude, using only these four basic Guidepost notes:

1. 

Next, a few flats and sharps are added:

4. 