

2ND EDITION









TECHNIQUE & ARTISTRY BOOK

LEVEL

2A

PIANO

Adventures® by Nancy and Randall Faber
with Victoria McArthur
THE BASIC PIANO METHOD

		Level 2A Technique Secrets	2
1 UNIT		Eighth Notes	4
2 UNIT		Transposition	10
3 UNIT		The Phrase	14
4 UNIT		Half Steps and Whole Steps	18
5 UNIT		The D 5-Finger Scale	20
6 UNIT		The A 5-Finger Scale	24
7 UNIT		Minor 5-Finger Scales	28

Note: All exercises and pieces are by
Nancy and Randall Faber unless otherwise noted.

FABER
PIANO ADVENTURES®
3042 Creek Drive
Ann Arbor, Michigan 48108



TECHNIQUE SECRETS

The student should learn these five *Level 2A* “technique secrets” gradually.
The secrets are referenced one by one in the *Piano Adventures® Lesson Book*.
(Correlating pages are shown at the bottom of the page.)

The teacher should demonstrate each “technique secret” as it is introduced.

Five Technique Secrets

1. The first secret is **FIRM FINGERTIPS**.

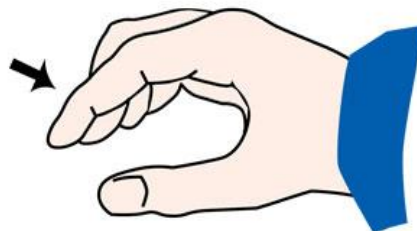
Exercise: Finger Inspector

(on the closed keyboard lid)

- Place your **right hand** in a **round hand** position.
- Use your L.H. 2nd finger and lightly press each R.H. fingernail.

Did you pass inspection by keeping **firm fingertips**?

- Now repeat with your **left hand** in a round hand position.
(Your R.H. 2nd finger will inspect your L.H. fingertips.)



2. The second secret is a **LIGHT THUMB**.

Exercise: Light as a Feather

(on the closed keyboard lid)

- Place your R.H. in a round hand position.
- Rest fingers 2, 3, 4, and 5 on their fingertips, and lightly tap this rhythm with the *side tip* of your **thumb**.



Whisper: “Thumb is play - ing light - ly.”

- Now repeat *Light as a Feather* with your L.H. in a round hand position.



Technique Secret:
fast fingers

Warm-up with *Flying Fingers* (p. 3) on the closed keyboard lid.

- Use this finger pattern:

3 - 4 - 5 - 3 - 2 - 3 - 4 hold :|| "Play" 4 times SLOWLY.
"Play" 4 times QUICKLY.

These exercises use a 4-note pattern.

- Think "step-ping skip-ping" for each pattern.



Finger Olympics

A 5-Finger Scale

R. Faber, McArthur

The Sprint

Lively

R.H. *mf* pattern pattern on B pattern on A etc.

The Hurdles

Lively

L.H. *mf* pattern pattern on D pattern on E etc.



Transpose each exercise to the **D 5-finger scale**.

This “musical story” of a pirate ship reviews **technique secrets** you have learned.

- Demonstrate each secret for your teacher before playing the music.



Tale of a Pirate Ship

The Captain's Footsteps

D minor

Andante

secret: **firm fingertips**

Handwritten musical notation for "The Captain's Footsteps". The piece is in D minor, 4/4 time, Andante tempo. The melody is played in the right hand, and the bass line is in the left hand. The lyrics are: "Cap - tain's com - ing! (foot - steps march - ing) Cap - tain's com - ing!". The notation includes fingerings (1, 5, 1) and a dynamic marking of *f*. The left hand is marked "L.H. 8^{va} LOWER".

Handwritten musical notation for "The Captain's Footsteps" (continued). The melody continues with the lyrics: "(foot - steps march - ing) Stand in line while Cap - tain Hook in - spects!". The notation includes fingerings (5, 1, 5, 4, 3, 2, 5, 1) and a dynamic marking of *rit.*. The left hand is marked "(8^{va})".

Stowaway in a Barrel

G minor

Allegro

secret: **light thumb**

Handwritten musical notation for "Stowaway in a Barrel". The piece is in G minor, 4/4 time, Allegro tempo. The melody is played in the right hand, and the bass line is in the left hand. The lyrics are: "Hid - ing in the ap - ple bar - rel; hope they do not find me sleep - ing here.". The notation includes fingerings (5, 1, 4, 1, 3, 1, 2, 1, 1) and a dynamic marking of *p*. An illustration of a wooden barrel is shown above the melody.

- Which exercise above is in **parallel motion**? Which is in **contrary motion**?

A R T I S T R Y M A G I C

The malagueña is a colorful Spanish dance played by guitars and castanets.

- Bring out the exciting **mood** of this piece with your fine technique and artistry!



Malagueña

Traditional theme
adapted

Allegro

mf

5 3 1 2 1

5

1

9

f

5 1 3 5

13

p *mf*

2 3

3 1 2 1