

Hal Leonard Student Piano Library

Piano Theory Workbook

Book 3

Revised Edition



FOREWORD

The **Piano Theory Workbooks** present theory writing assignments that coordinate page-by-page with the **Piano Lessons** books in the **Hal Leonard Student Piano Library**.

Spike, Party Cat and friends guide the student through fun and creative activities that introduce the language of music and its symbols for sound, silence and rhythm. Ear training exercises and basic theory help students learn to write and play the music they are learning as well as the music they create themselves.

Best wishes,

Barbara Kreader *Fred Kern* *Phillip Keveren*
Mona Rejino *Karen Harrington*

Authors

**Barbara Kreader, Fred Kern,
Phillip Keveren, Mona Rejino,
Karen Harrington**

Director,

Educational Keyboard Publications
Margaret Otwell

Editor

Carol Klose

Illustrator

Fred Bell

ISBN 978-0-7935-7689-0



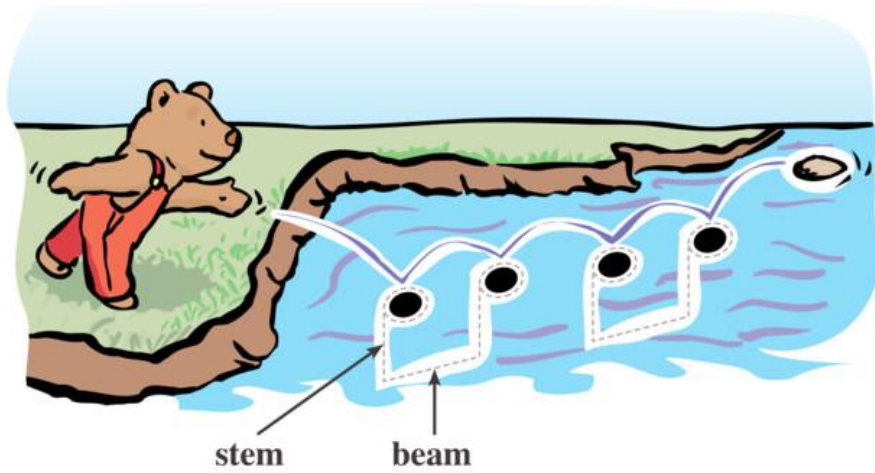
Copyright © 1997, 2007 by HAL LEONARD CORPORATION
International Copyright Secured All Rights Reserved

For all works contained herein:
Unauthorized copying, arranging, adapting, recording, Internet posting, public performance,
or other distribution of the printed music in this publication is an infringement of copyright.
Infringers are liable under the law.

Visit Hal Leonard Online at
www.halleonard.com

Eighth Notes

Bear is standing by the river skipping stones.
 Each stone sounds an eighth-note rhythm as it skims the water's surface.
 Trace these pairs of eighth notes, adding stems and beams.



1. Clap each rhythm below and add the correct time signature ($\frac{2}{4}$ $\frac{3}{4}$ $\frac{4}{4}$).
2. In the blue boxes, change each rhythm by drawing two eighth notes for every pulse.

$\frac{4}{4}$

 $\frac{4}{4}$

 $\frac{4}{4}$

$\frac{4}{4}$

 $\frac{4}{4}$

 $\frac{4}{4}$



Which Clef?

Run all the bases by drawing the clef that makes the note match its name.



A

B

C

D

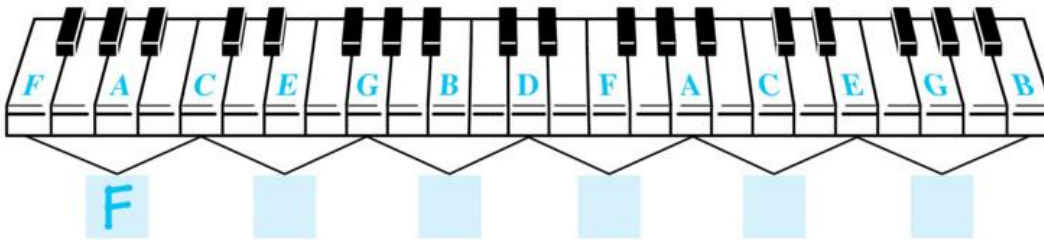
E

START
HERE

Triad Jumble



Name each triad by writing its chord symbol in the blue boxes.



Arrange each set of letters below so they spell a triad in the order of the 1-3-5 tones.

- | | Root
1 | Third
3 | Fifth
5 | | Root
1 | Third
3 | Fifth
5 |
|-----------|-----------|------------|------------|-----------|-----------|------------|------------|
| 1. C F A: | <u>F</u> | <u>A</u> | <u>C</u> | 4. B G D: | _____ | _____ | _____ |
| 2. C A E: | _____ | _____ | _____ | 5. B G E: | _____ | _____ | _____ |
| 3. G E C: | _____ | _____ | _____ | 6. F D A: | _____ | _____ | _____ |

Hal Leonard Student Piano Library

Develop musicianship skills that last a lifetime!

Thorough pedagogy develops reading, rhythm, technique, and theory skills with a perfectly sequenced approach that gets results.

FIVE COMPLETE LEVELS

Lessons, Solos, Technique, Theory, Practice Games, and Additional Supplementary Music



LEVEL 3




HL00296011
HL00296179




HL00296013
HL00296570




HL00296114
HL00296565



HL00296025



HL00296012



HL00296167


COORDINATED SUPPLEMENTARY



HL00296051



HL00296325



HL00296197



HL00296034



HL00296035



HL00296793



HL00296033



HL00296255

ALSO AVAILABLE

ALL-IN-ONE PIANO LESSONS A, B, C, and D combine selected pages from the original Piano Lessons, Technique, Solos, Theory Workbook, and Practice Games into one easy-to-manage book.



U.S. \$7.99



HL00296025



HAL•LEONARD®

ISBN 978-0-7935-7689-0



9 780793 576890