






Progress Chart

Keep track of your progress.
Color or put a star sticker for each item.

	Lesson	Theory	Technique	Performance	Sightreading
☆ Get Ready for Take-off! (Level 2B Review)	4-5				
☆ Sakura (Review Piece) (ostinato)	6-7		2, 4, 5		6-9
UNIT 1 Keys of C, G, and F Major					
☆ C, G, and F Scales Hands Together	8	2	6		
☆ Little March (Türk), I, IV, and V7 Chord Review	9	3	2, 7		
☆ Court Dance (Reinagle) and Rock Variation (binary form)	10-11			2-3	
☆ Looking-Glass River (the Alberti bass, ternary form)	12-13	4-5	8-9	4-5	10-13
☆ Yellow Bird (syncopation)	14-15	6-7	3, 10		14-17
☆ Morning (Grieg)	16-17	8-9	3, 11-13	6-7	18-21
UNIT 2 The Seventh (7th)					
☆ Interval of a Seventh (7th)	18				
☆ Interval Warm-ups, 7th St. Blues	19	10	14		
☆ Land of the Silver Birch (common time)	20-21				22-25
☆ Cossack Ride (cut time)	22-23	11		8-9	26-29
☆ Lunar Eclipse (tenuto, <i>D.C. al Coda</i>)	24-25	12-13	15		30-33
UNIT 3 Time Signatures 3/8 and 6/8					
☆ New Time Signature: 3/8, Rhythm Patterns	26				
☆ Scarborough Fair	27	14-15	16	10-11	34-37
☆ New Time Signature: 6/8, Rhythm Patterns	28				
☆ Sleigh Ride Holiday	29	16		12-13	
☆ Campbells Are Coming (<i>fortissimo</i>)	30-31		17		
☆ Night of the Tarantella (6/8 at a Fast Tempo)	32-33	17	18-19	14-15	38-43

	 Lesson	 Theory	 Technique	 Performance	 Sightreading
UNIT 4 The Triplet					
☆ The Triplet, Candles and Cake	34-35	18-19	20-21	16	44-47
☆ Amazing Grace (<i>D.S. al Fine</i>)	36-37	20-21	22-23	17-19	48-51
UNIT 5 Ledger Lines					
☆ Ledger Lines	38				
☆ March Slav (Tchaikovsky)	39	22	24		52-55
☆ Cool Walkin' Bass (Swing Rhythm)	40-41	23	25	20-21	56-59
☆ Joshua Fought the Battle of Jericho	42-43				60-63
☆ The Great Wall of China	44-45	24-25	26-27	22-23	64-67
☆ Playing a Lead Sheet, Lead Sheet for Greensleeves	46-47	26-27			
UNIT 6 The Chromatic Scale					
☆ The Chromatic Scale	48	28	28-29		
☆ Snowflake Rag	49-51	29-31	30-31	24-25	68-71
UNIT 7 The D Major Scale					
☆ The D Major Scale, Primary Chords in D Major: I, IV, V7	52-53	32	32		
☆ Simple Gifts	54-55	33	33		72-75
☆ Tchaikovsky's Theme (<i>dolce, subito</i>)	56-57	34		26-29	76-79
☆ Allegro in D Major (Hook)	58-59	35	34-35		80-85
UNIT 8 One-Octave Arpeggios					
☆ One-Octave Arpeggios	60	36			
☆ Novela	61	37-39	36-37	30-31	86-89
☆ Willow Tree Waltz	62-63	40	38-39	32	90-95
☆ Certificate of Achievement	64				

2ND 3RD 4TH 5TH 6TH 7TH

Interval Warm-ups

- Play and *listen* to the intervals grow from a 2nd to an octave.

R.H. *p* 1 2 1 3 4 5 1 5 *f* 2nd 3rd 4th 5th 6th 7th oc-tave Cs!

L.H. *p* 1 2 1 3 4 5 1 5 *f* 2nd 3rd 4th 5th 6th 7th oc-tave Cs!

- Transpose *Interval Warm-ups* to **G major**. Remember the F#.
- Now transpose to **F major**. Remember the Bb.



7th St. Blues

Key of ___ Major

Steady walk (♩ = 88-112)

mf

5 3 1 5 3 1 5 3 1 5 3 1

5 3 2 1

5 3 2 1

Common Time to Cut Time

C = $\frac{4}{4}$ beats in a measure
the ♩ gets one beat

Let's cut
it in half!

C = $\frac{2}{2}$ beats in a measure
the ♩ gets one beat

Cut time is also known as *alla breve*.

- Tap quickly, feeling **2 beats** per measure. Remember, the ♩ gets the beat.



- First, play slowly in common time.
Feel 4 beats per measure.
- When ready, play faster in cut time.
Feel 2 beats per measure.



Cossack Ride

Allegro (♩ = 112)

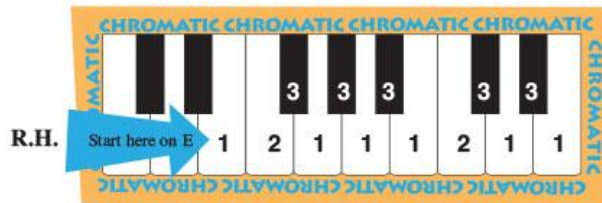
Count: 1 + a 2 + | 1 + 2 + | 1 + a 2 + | 1 + 2 +

The Chromatic Scale

A chromatic scale has 12 tones, each a **half step** apart. Every black and white key is played.


1. Play a R.H. chromatic scale up and down. Look at the keyboard diagram, then the music.

- Use finger 3 for every black key.
- Use finger 1 for every white key except the white-key half steps E-F and B-C.



R.H. *mf*

2. Play a L.H. chromatic scale down and up. Look at the keyboard diagram, then the music.



L.H. *mf*

Super Scale Challenge:

- Starting on Middle E, play a R.H. chromatic scale up to the top of the keyboard and back down again.
- Starting on Middle C, play a L.H. chromatic scale down to the bottom of the keyboard and back up again.



Allegro in D Major

Musical Form Check:

- Label the sections of this piece.
- Name the form: _____

James Hook
(1746-1827, England)
original form
(transposed from C major)

Allegro (♩ = 112-120)

pattern repetition

f

3

2 4 2 5 1

mp

4 5

7

2 4 2 3 5

*Optional: Your teacher will show you how to add this special ornamentation called a **mordent**.

