

2ND EDITION

THEORY BOOK








LEVEL

2A

PIANO

Adventures[®] by Nancy and Randall Faber
THE BASIC PIANO METHOD

CONTENTS

1 UNIT		Eighth Notes 2
2 UNIT		Transposition 10
3 UNIT		The Phrase 16
4 UNIT		Half Steps and Whole Steps 20
5 UNIT		The D 5-Finger Scale 24
6 UNIT		The A 5-Finger Scale 28
7 UNIT		Minor 5-Finger Scales 34

FABER
PIANO ADVENTURES[®]
3042 Creek Drive
Ann Arbor, Michigan 48108



Sightread these melodies. Watch for the *cresc.* and *dim.* markings.
Then transpose each to the 5-finger scale suggested.

Transpose to the G 5-finger scale.



The Elf's Little Train Set

Transpose to the C 5-finger scale.



The Elf's Little Steam Shovel



Your teacher will play a musical example.
Circle *crescendo*, *diminuendo*, or both *cresc.* and *dim.* for what you hear.

- crescendo*
diminuendo
cresc. and dim.
- cresc.*
dim.
cresc. and dim.
- cresc.*
dim.
cresc. and dim.
- crescendo*
diminuendo
cresc. and dim.
- cresc.*
dim.
cresc. and dim.
- cresc.*
dim.
cresc. and dim.

For Teacher Use Only: The examples may be played in any order.

- p* \leftarrow *mf*
- mf* \rightarrow
- pp* \leftarrow *mf* \rightarrow *pp*
- mf* \rightarrow
- p* \leftarrow *f*
- p* \leftarrow *mf* \rightarrow *p*



You Can Compose!

C 5-Finger Scale



C 5-Finger Scale



- Complete this piece by choosing notes from the C 5-finger scale. Use the rhythm given above each measure.
- Then draw phrase marks and dynamic markings (*p*, *mp*, *mf*, *f*). Play your composition!

If You Meet an Alligator

Words by Crystal Bowman



rhythm:

R.H.

dynamic marking ___ If you meet an al - li - ga - tor, bet - ter run and let him be!

L.H.

5 Do not greet or try to calm him with a moon-light mel - o - dy.

R.H.

dynamic marking ___ But if you should find a bun - ny or a kit - ten or a mouse,

L.H.

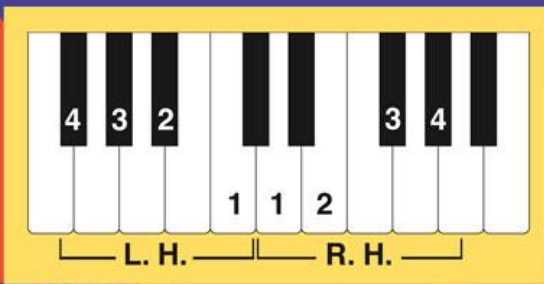
1 You may pet it ver - y gen - tly, then bring it in - to your house!

Remember, to **improvise** means to create “on the spot.”

Improvise “moon shadow” music by doing the following:

- ★ • First, listen to your teacher play the accompaniment. Feel the mysterious mood. ★
- When you are ready, play notes from this whole step pattern IN ANY ORDER.
- End by softly, playing all the R.H. keys together.


Moon Shadows Improv




Did you know that Mars has two moons?

Teacher Improv Accompaniment: (Student improvises higher on the keyboard)

Moderately, mysteriously

- Write a whole note to complete the **interval**. 
 - Then name both notes in the blanks.
- Have fun reading about Vivaldi!


A Short Story about Antonio Vivaldi



Antonio's f _ _ th _ _ r was a _ _ _ rber, baker, and violinist.



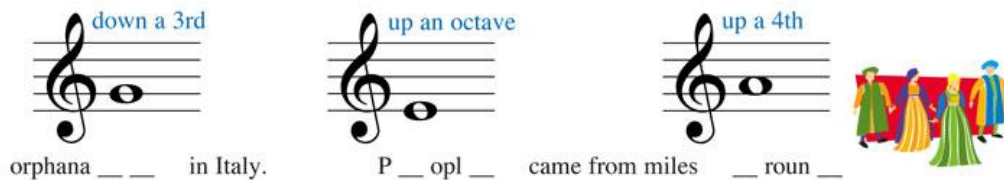
He t _ _ u _ _ ht his young son to play violin. Vivaldi



_ _ r _ _ w up to _ _ _ come a priest and was _ _ _ lled the R _ _ _ Priest



for his _ _ l _ _ ming r _ _ _ hair. For years, he t _ _ u _ _ ht at a girls'



orphana _ _ _ in Italy. P _ _ opl _ _ came from miles _ _ roun _ _



to hear the _ _ _ autiful music he wrote for the t _ _ l _ _ nted students.

Vivaldi wrote over 500 concertos!

A concerto is a piece for one or more instruments accompanied by an orchestra.