










Progress Chart

Keep track of your progress.
Color or put a star sticker for each item.

						
		Lesson	Theory	Technique	Performance	Sightreading
☆	Get Ready for Take-off! (Level 1 Review)	 4				
☆	Note Reading Guide	6				
☆	When the Saints Go Marching In (Review Piece)	8		2-3		6-11
UNIT 1 Eighth Notes						
☆	8th Notes	10	2			
☆	Famous People	11	3	4-5	2, 3	12-15
☆	Skip to My Lou	12	4	2, 6		16-19
☆	Leftover Popcorn	 13	5	7	4-5	
☆	A Minuet for Mr. Bach's Children	14	6-7		6-7	20-25
☆	Mr. Brahms' Famous Lullaby	16	8-9	8-9	8-9	
UNIT 2 Transposition						
☆	Ice Cream and More Ice Cream	18		3, 10		26-29
☆	Mr. Haydn's Theme	19	10-12	3, 11		
☆	My Daydream	 20	13			30-35
☆	The Clock Strikes Thirteen!	22	14	12-13	10-11	36-39
☆	The Elf's Silver Hammer	23	15			
UNIT 3 The Phrase						
☆	Ode to Joy	 24	16-17	3, 14		40-45
☆	I Am the King	26	18	15		46-49
☆	Moonlight Melody	27	19	16-17	12-13	
UNIT 4 Half Steps and Whole Steps						
☆	The Puppet Show	28	20			
☆	Kitch-iti-kipi	29		18		
☆	Our Detective Agency	30	21	19		50-53
☆	Storms on Saturn	 32	22-23		14-15	

UNIT 5 The D 5-Finger Scale



	Lesson	Theory	Technique	Performance	Sightreading
☆ D 5-Finger Scale	34	24			
☆ Cheers for D Chords	35		20		
☆ This R.H. Old Man and This L.H. Old Man	36	25			54-57
☆ Spring (from <i>The Four Seasons</i>)	37	26	21		58-61
☆ Pirate of the North Sea	38			16-17	62-65
☆ The Queen's Royal Entrance	40	27	22-23	18-19	

UNIT 6 The A 5-Finger Scale

☆ Cheers for A Chords	42	28	24		
☆ Peter Pan's Flight	43	29	25		66-69
☆ Aardvark Boogie	44	30-31	26	20-21	70-73
☆ Whirling Leaves	46	32-33	27	22-23	74-77



UNIT 7 Minor 5-Finger Scales

☆ Changing Moods	48	34-35	28-29		
☆ Sword Dance	50		30-31	24-25	78-81
☆ In an Old Castle	53	36		26-27	82-85
☆ Jazz Blast	54	38-39	32-33	28-29	86-89
☆ Jazz Blast Improvisation	55				
☆ Cm, Gm, Dm, and Am Chords	56		34-39		
☆ What's a Lead Sheet?	58				
☆ Lead Sheet for Go Tell Aunt Rhody	59	37			
☆ Snake Charmer	60	40		30-32	90-95
☆ Adventure Scale and Chord Warm-Ups	62				
Certificate of Achievement	64				





A **natural** cancels a sharp or a flat.

A natural will always be a white key.

- Circle the natural below.



Leftover Popcorn

Words by
Jennifer MacLean

Cheerfully shift ① to B

mp

Left - o - ver pop - corn ly - ing in the bowl, I like pop - corn
Got up so ear - ly just so I could eat last night's pop - corn,

(prepare L.H.)

1 on ___?
2 on ___?

4 shift back to C

2

one day old. But what do I see? Just my bad luck!
what a treat! But what do I see? Just my bad luck!

7

f

Ma - ma fed the pop - corn to the duck!



CREATIVE With R.H. only, make this piece longer by repeating the last line in different octaves.

Teacher Duet: (Student plays 1 octave higher)


R.H. *p*

L.H. *p*


mf

Transposing

Playing the same piece using a different scale is called *transposing*. The note names change, but the **intervals** stay the same.

Check each box when you are ready. 

- I can play this piece using the **G 5-finger scale**. **G**
- I can transpose this piece to the **C 5-finger scale**. **C**



Mr. Haydn's Theme*

G 5-Finger Scale

Hint: Reading the **intervals** and listening to the sound will help you transpose.

Franz Joseph Haydn
(1732–1809, Austria)
arranged


Happily

f My dear Mis - ter Hay - dn, your wig is quite fun. *mp* Could When

you I tell play me this where I could buy wear one? one?

1 on _? 1 5 3 2



Label the **I** and **V7** chords in the boxes. 

*from *Symphony No. 100, Finale*



The Queen's Royal Entrance

This piece uses a hand shift between C chords and D chords.

Warm-up: Play back and forth between D and C chords.
Use left hand, then right hand.

Grand march *f* Hail! Hail! Hail her maj - es - ty! (2 - 3 - 4) Words by Crystal Bowman

5 on ?
3 on #?
1 on ?

5 3 1

1 on ?
3 on #?
5 on ?

5 3 1

5


Here comes the Queen! Here comes the Queen! Hail her maj - es - ty! (2 - 3 - 4)

9

p Hors - es pranc - ing, chil - dren danc - ing, ev - 'ry - one is mer - ry.

1 4 2 5

The A 5-Finger Scale



- Find the A 5-finger scale with the “magic formula.”
Notice finger 3 rests comfortably on the black key.

W W H W

R.H. **A Chord**

Say: Tonic Whole Whole Half Whole I V7 I

L.H. **A Chord**

Say: Tonic Whole Whole Half Whole I V7 I



Cheers for A Chords

Smoothly

R.H. **blocked chord**

mp L.H. **broken chord**

lift



Extend this piece by playing **G blocked** and **broken chords**. Then repeat using **A chords**.