











# PIANO

*Adventures*<sup>®</sup> by Nancy and Randall Faber  
THE BASIC PIANO METHOD

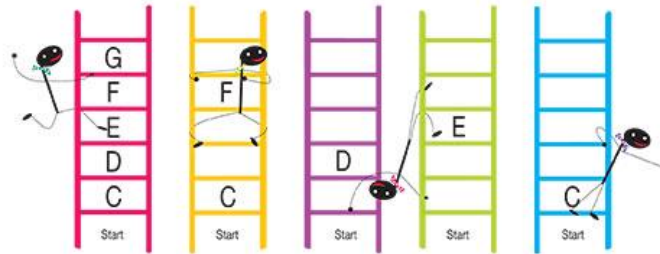
## CONTENTS

<b>1</b>  Introduction to Playing ..... 2	<b>6</b>  Middle C B A G F Notes ..... 30
<b>2</b>  Basic Rhythms ..... 8	<b>7</b>  Skips on the Staff ..... 36
<b>3</b>  Key Names - A B C D E F G ..... 14	<b>8</b>  Bass C D E F G Notes ..... 40
<b>4</b>  Orientation to the Staff ..... 20	<b>9</b>  The Tie ..... 44
<b>5</b>  Middle C D E F G Notes ..... 26	<b>10</b>  The Quarter Rest ..... 46

## C Scale Ladders

### The C 5-Finger Scale

1. Complete each C scale ladder.  
Begin on C and step up.  
Cover up the red ladder as you write!



## Quarter Note Guy Heads to the Beach

2. Help Quarter Note Guy step to the beach.  
Fill in the blanks with LETTER names in the C 5-finger scale.

3. Place your **right hand** in the C 5-finger scale.  
Play the "stepping path," saying the letter names aloud.
4. Now play with your **left hand** in the C 5-finger scale.  
Which finger starts?

# Steps on the Staff

line-space	space-line
step up	step down

## Bluebird Calls

### Reading Steps on the Staff

1. Connect each example.

Go to the bluebird house for STEPPING UP.

Go to a cherry on the ground for STEPPING DOWN.

STEPPING UP

TUR - EE!

Ex. C D



2. Name the notes in the blanks.

Then play each step on the piano.

Can you sing "tur-ee" as you play?

STEPPING DOWN



The examples below are in  $\frac{4}{4}$  time. Circle each INCORRECT measure.  
Hint: There may be *too many* or *too few* counts.



## Risky Rhythms!

Finding Incorrect Rhythms



## Asleep on the Lily Pads

C 5-Finger Scale Improvisation



- Place your R.H. on a high C 5-finger scale.
- Listen to the mood of the Teacher Duet.
- When you are ready, **improvise** a sleepy "frog lullaby."
- To end, s-l-o-w down and stop on C. It's midnight. The frogs are asleep on the lily pads...


Teacher Duet: (Student plays *high* on the keyboard)

## C 5-Finger Scale in the Bass Clef



1. Use the example above to help you write the C 5-finger scale in the bass staff.

Notice the stem on Bass C goes UP.  
The stems on D E F G go DOWN.



Ex. C \_\_\_\_\_



## Score a Touchdown!

### New Note Recognition

Use this winning strategy for notes in the bass clef:

*Hey, diddle, diddle, D's in the middle. E's a step ABOVE.*

*Hey, diddle, diddle, D's in the middle. C's a step BELOW.*

2. Write the letter name of each football on the staff. Name them all to score a touchdown!



Ex. D \_\_\_\_\_

