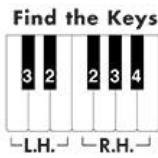


# PIANO

## *Adventures*® by Nancy and Randall Faber

THE BASIC PIANO METHOD

<b>UNIT 1 Introduction to Playing</b>			<b>UNIT 4 Orientation to the Staff</b>			<b>UNIT 7 Skips on the Staff</b>		
☆ In the Jungle	2		☆ Chimes	12		☆ Dancing with Frankenstein	22	
<b>UNIT 2 Basic Rhythms</b>			☆ Listen to the Drums	13		☆ Donkeys Love Carrots	23	
☆ The Doorbell	3		<b>UNIT 5 Middle C D E F G Notes</b>			☆ I Like Roller Skating	24	
☆ Wind in the Trees	4		☆ Classical March	14		☆ The Happy Stream	25	
☆ The Shepherd's Flute	5		☆ Rex, the Tyrannosaurus	15		<b>UNIT 8 Bass C D E F G Notes</b>		
<b>UNIT 3 Key Names - ABCDEFG</b>			☆ The Inchworm	16		☆ Are You Sleeping?	26	
☆ Hot Cross Buns (for L.H. alone)	6		<b>UNIT 6 Middle C B A G F Notes</b>			☆ Horseback Riding	27	
☆ Hot Cross Buns (for R.H. alone)	7		☆ Cowboy Joe	17		<b>UNIT 9 The Tie</b>		
☆ Banana Split	8		☆ Lullaby and Goodnight	18		☆ Trumpet Song	28	
☆ Train's A-Comin'	9		☆ The Opposite Song	19		<b>UNIT 10 The Quarter Rest</b>		
☆ A Song About Cats	10		☆ Twinkle, Twinkle Little Star	20		☆ Rain, Rain, Go Away	30	
☆ School Bell Is Ringing!	11					☆ Let's Boogie!	32	



## The Shepherd's Flute

**Sound Check:** Circle the *f* and *p* signs in the music.

Words by Crystal Bowman

**R.H.** *f* *p*

Play - ing for his sheep (2 - 3 - 4) as they go to sleep. (2 - 3 - 4)

**L.H.**

**R.H.** *p*


Gen - tle shep - herd play - ing songs so sweet. (2 - 3 - 4)

**L.H.**

**DISCOVERY** You or your teacher may hold the pedal down for the entire song.  
Where is there an echo in the piece?

# The Opposite Song

**Note Check:** Find and circle Bass F in this piece. Hint: Think LINE 2 going down.



**Cheerfully**      **1 on**  
—?

*mf* What's the op - po - site of up? Down, of course, down, of course.

**3 on**  
—?

**5**

*f* What's the op - po - site of loud? Soft, of course, soft, of course.

*p*



Can you find the entire **musical alphabet** spelled twice in the piece? (A B C D E F G)


**Teacher Duet:** (Student plays 1 octave higher)

**R.H.**      **5**  
1

**L.H.**      **2**  
*mf*      *f*      *p*

# Horseback Riding

## 5-Finger Scale



Galloping along

1 on

*mf* Gal - lop - ing, gal - lop - ing, oh, what a thrill!  
Wind in my face as my po - ny goes fast!

(prepare L.H.)

5

Optional: Play the R.H.

1 octave higher on the repeat.

Gal - lop - ing, gal - lop - ing, o - ver the hill.  
Gal - lop - ing, gal gal - lop - ing, back home at last!

5 on



Circle the time signature. Tap this piece, counting aloud "1 - 2 - 3." Be sure to tap with the correct hand!

Teacher Duet: (Student plays 1 octave higher)

R.H. 4 L.H. 1 *mp*

# Let's Boogie!

5-Finger Scale



Moderately fast

1 on \_\_\_?

*f* Rock it and roll it and boo - gie woo - gie to this song.

(prepare L.H.)

5

Rock it and roll it and boo - gie woo - gie all day long!

5 on \_\_\_?



DISCOVERY Notice the **time signature**. In this piece, is the quarter rest always on beat 1 2 3 or 4? (circle)

Teacher Duet: (Student plays 1 octave higher)

1 5

R.H.

L.H.

*mf*

1. 2.