








Progress Chart

Keep track of your progress.
Color or put a star sticker for each item.

		Lesson	Theory	Technique	Performance
☆	Get Ready for Take-off! (Primer Review)	4			
☆	Head Start for Treble and Bass Clef Lines	6			
☆	Firefly (Review piece)	8	2		
UNIT 1 Legato and Staccato					
☆	Little River (Legato Steps)	10	2	2, 4-5	2
☆	Sailing in the Sun	11	3		
☆	Ferris Wheel	12	4-5	6-7	3
☆	Mexican Jumping Beans	14	6	3, 8	
☆	The Haunted Mouse	15	7	9	4-5
☆	Classic Dance	16			
☆	Young Hunter	17	8-9	10-11	6-7
UNIT 2 Treble F-A-C-E					
☆	Skiping in Space	18	10	12	
☆	Half-Time Show	19	11		8-9
☆	The Lonely Pine	20	12	13	
☆	Li'l Liza Jane	21	13		
UNIT 3 Treble C-D-E-F-G on the Staff					
☆	C's Rock!	22	14		
☆	Mozart's Five Names	23	15		
☆	Paper Airplane	24	16	3, 14	
☆	The Juggler	25	17	15	10-11
UNIT 4 Intervals (2nd, 3rd, 4th, 5th)					
☆	Traffic Jam 2nds	26	18		
☆	This is Not Jingle Bells	27		16	12
☆	Kites in the Sky	28	19		13
☆	A Mixed-Up Song	30	20-21	17	
☆	Flute of the Andes	32			14
☆	Runaway Rabbit	33		18	15
☆	Rain Forest	34	22-23	19	
☆	Lightly Row	35	24-25	20-21	16-17

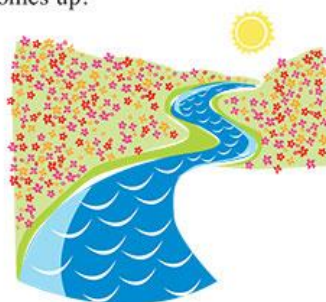
		   			
		Lesson	Theory	Technique	Performance
UNIT 5 Half Rest and Whole Rest					
★	Forest Drums	36	26-27	22	
★	No Moon Tonight	38	28	23	
★	Grumpy Old Troll	39	29	24-25	18-19
UNIT 6 Sharps and Flats					
★	Merlin's Wand	40	30-31	26	
★	Russian Sailor Dance	41			20-21
★	Super Secret Agent	42			
★	Party Song	43	32		22-23
★	Boogie on Broadway	44	33	27	
★	Scarf Dance	45			24-25
UNIT 7 Tonic and Dominant					
★	Two-Note March	46		28	
★	Girl on a Bicycle, Boy on a Bicycle	47	34-35	29	26-27
UNIT 8 The C (I) Chord					
★	Blocked Chord Study, Broken Chord Study	48		30	
★	Song for a Scarecrow	49	36		
★	My Pony	50			28-29
★	Row, Row, Row Your Boat	51	37	31	30-31
UNIT 9 The V7 Chord					
★	Theme from the "London" Symphony	52	38-39		
★	Jazzy Joe	53		32	32-33
★	Shepherd's Song	54	40-41	33	
UNIT 10 G Five-Finger Scales on the Grand Staff					
★	Bongo Drummers	56	42		
★	Warm-Up in G, Chords in G	57	43	34-35	
★	Dinosaur Stomp	58	44-45	36	34-37
★	The Dreydl Song	59	46	37	
★	The Bubble	60	47-48	38-39	38-40
★	Adventure Scale and Chord Warm-Ups	62			
	Certificate of Achievement	64			

Legato — connect the notes, with no break in the sound.

When you walk, one foot goes down as the other foot comes up.
When you play LEGATO, one finger goes down as the other finger comes up!

- On the closed keyboard lid, walk back and forth with **fingers 2 and 3**. Try this with each hand.
- Repeat this exercise with **fingers 1-2 and 3-4**.

Slur — a curved line over or under a group of notes that means to play legato.



Little River C 5-Finger Scale

Flowing smoothly

1 on ___?

mf Lit - tle riv - er flow - ing gent - ly to the sea. wrist float-off

5

Lit - tle riv - er flow - ing to the deep blue sea. wrist float-off *p*

1 on ___?




Can you transpose this piece to the G 5-finger scale?

Teacher Duet: (Student plays 1 octave higher)

R.H. 4 5

L.H. 1 *mp* ped. simile *pp*

Treble C-D-E



- Play and say these three notes.



Mozart's Five Names*

Wolfgang Amadeus Mozart
(1756-1791, Austria)
arranged

Brightly
1 on __?

mf This com - pos - er's name was ver - y long.
Think: A - lou - et - te

5 on __?

2
Can you try it loud - ly, say it strong!
(prepare L.H.)

9
Say, "Jo - han - nes Chrys - os - to - mus Wolf - gang A - ma -
f

15
de - us Mo - zart was his name.
shift
2 s-l-o-w-i-n-g down
p Mo - zart was his name."



What is your full name?

Party Song

Learn *measures 5-6* first. Have fun with the L.H. cross-over to A♭!



Brightly

Words by Crystal Bowman

1

mf I like go - ing to a par - ty. I like hav - ing fun.

5 on 3 —?

5

L.H. over (2) R.H. 5 4

Win - ning priz - es, play - ing games, fun for ev - 'ry - one.

2

9

f I am in the mood for some par - ty food.

4

13

I like go - ing to a par - ty. I like hav - ing fun.

3 1



CHALLENGE SECTION

You and your teacher may explore new **5-finger scales** that use *sharps and flats* on page 62.

Row, Row, Row Your Boat

Fast **Traditional**

1

mf Row, (2 - 3) row, (2 - 3) row your boat,

5 *(Begin the round.)*

gen - tly down the stream. (2 - 3) 1 - 2 - 3

9 *L.H. over* *R.H.*

2 **5** **3**

Mer - ri - ly, mer - ri - ly, mer - ri - ly, mer - ri - ly,

(prepare L.H.)

13

life is but a dream. *p*



Play *Row, Row, Row Your Boat* as a round with your teacher. Teacher plays two octaves higher than written and begins at *measure 5*. Play two times.